



# Dipswitch LED bulb

## 8A19/DipS/5CCT/FR/P/E26/DIM/T20 3/4CT

Not sure about the color that will best fit your application? No need to worry. Philips Dipswitch LED bulb offer 5 colors in one product and is easy-to-operate by switching the button to change the color.

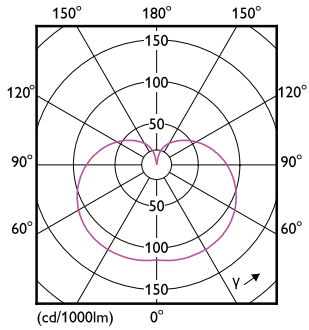
### Product data

General Information		Power Factor (Fraction)	
Cap-Base	E26		0.7
Nominal lifetime	15,000 hour(s)	Voltage (Nom)	120 V
Switching Cycle	50,000	<b>Temperature</b>	
Lighting Technology	LED	T-Case Maximum (Nom)	90 °C
<b>Light Technical</b>		<b>Controls and Dimming</b>	
Color Code	2700/3000/3500/4000/5000	Dimmable	Only with specific dimmers
Beam Angle (Nom)	220 degree(s)	<b>Mechanical and Housing</b>	
Luminous Flux	800 lm	Bulb Finish	Frosted
Color Designation	2700/3000/3500/4000/5000	Bulb Material	Plastic
Correlated Color Temperature (Nom)	Selectable 2700 3000 3500 4000 5000 K	Overall length	112 mm
Luminous Efficacy (rated) (Nom)	100 lm/W	Overall width	60 mm
Color Consistency	<4	Overall height	112 mm
Color rendering index (CRI)	90	Dimensions (Height x Width x Depth)	112 x 60 x 112 mm
LLMF At End Of Nominal Lifetime (Nom)	70 %	Bulb Shape	A19
<b>Operating and Electrical</b>		UL Wet/ damp/ dry location	Damp location
Input Frequency	60 Hz	Net Weight (Piece)	0.035 kg
Power Consumption	8 W	<b>Approval and Application</b>	
Lamp Current (Nom)	90 mA	EU RoHS compliant	Yes
Wattage Equivalent	60 W	EyeComfort	Yes
Starting Time (Nom)	0.5 s	T20 compliant	Yes
Warm-up time to 60% light	0.5 s		



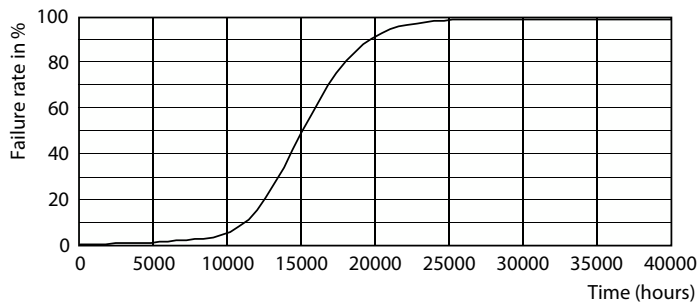
# Dipswitch LED bulb

## Photometric data

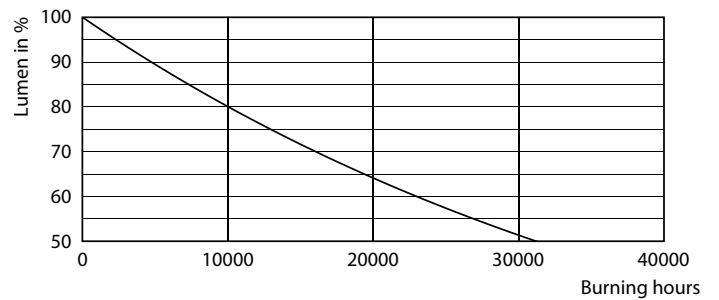


Light Distribution Diagram - 8A19/DipS/5CCT/FR/P/E26/DIM/T20 3/4CT

## Lifetime



Life Expectancy Diagram



Lumen Maintenance Diagram - 8A19/DipS/5CCT/FR/P/E26/DIM/T20 3/4CT

