



# KT-RHLED100-11CB-8XX-VDIM

## ROUND LED HIGH BAY FIXTURE

### DESCRIPTION

Round LED High Bay Fixture | Wet Location Rated | Contractor Prime

### APPLICATION

Used for commercial and industrial High Bay lighting applications



### PRODUCT FEATURES

- Extra compact design offers an optimal blend of performance, key features, and value
- Designed to accept easy screw-in installation of optional sensors
- Powered by Keystone 0–10V dimming LED driver
- Ring-bolt mounting accessory included
- 6' cord for input and dimming wires
- Powder-coated aluminum housing; Polycarbonate lens
- Ribbed lens to reduce glare
- Built-in 4kV surge protection
- LED lifetime: L70 >100,000 hours @ 25°C fixture ambient
- Ambient operating temperature: –40°C/–40°F to 50°C/122°F
- IP65 rated, wet location
- Listed on QPL DLC, Premium

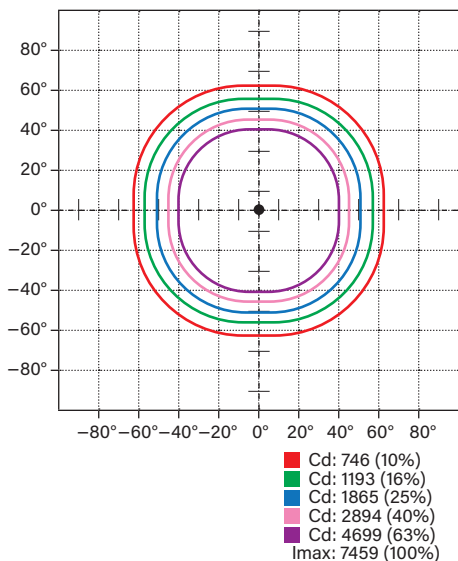
### PERFORMANCE SPECIFICATIONS

Catalog Number	Nominal Size	Wattage	CCT	Lumens	Efficacy	Input Voltage	Dimmable	DLC	CRI	Housing Color
KT-RHLED100-11CB-840-VDIM	11" circular	100W	4000K	14700	147 lm/W	120–277V	0–10V	Yes	> 80	Black
KT-RHLED100-11CB-850-VDIM			5000K	14900	149 lm/w					

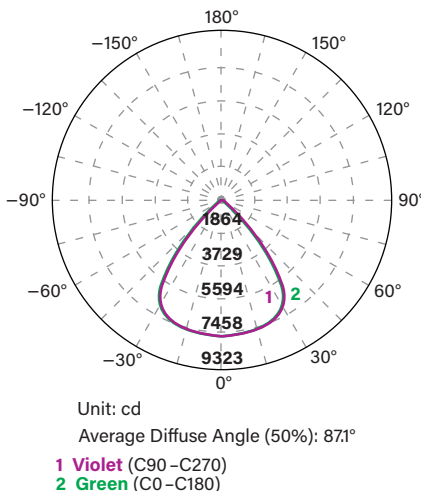
Note: Color uniformity: CCT (Correlated Color Temperature) range as per guidelines outlined in ANSI C78.377-2017

### PHOTOMETRIC SPECIFICATIONS

#### ISOCANDELA PLOT



#### LUMINOUS INTENSITY DISTRIBUTION CURVE



#### ZONAL LUMEN SUMMARY

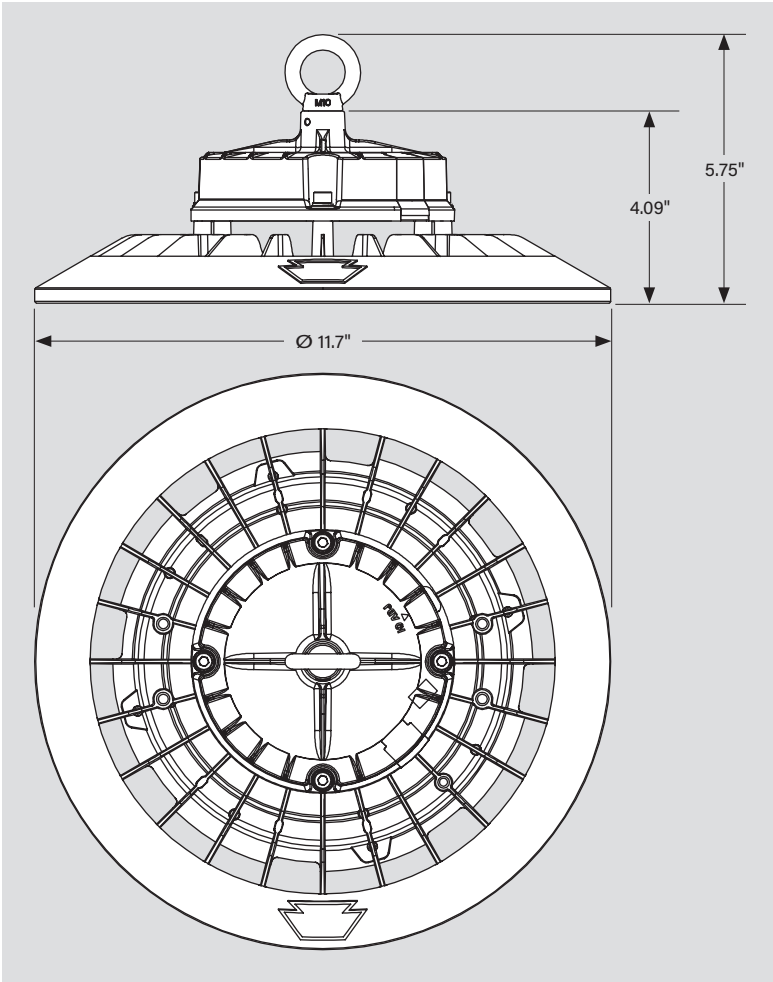
Zone	Lumens	% Luminaire
Forward Light	7161	48.3
FL (0°–30°)	3022	20.4
FM (30°–60°)	3740	25.2
FH (60°–80°)	386	2.6
FVH (80°–90°)	13	0.1
Back Light	7548	50.9
BL (0°–30°)	3062	20.6
BM (30°–60°)	4044	27.3
BH (60°–80°)	426	2.9
BVH (80°–90°)	15	0.1
Up Light	125	0.8
UL 90°–100°	3	0.0
UH 100°–180°	122	0.8



# KT-RHLED100-11CB-8XX-VDIM

ROUND LED HIGH BAY FIXTURE

## PHYSICAL SPECIFICATIONS







# KT-RHLED100-11CB-8XX-VDIM

## ROUND LED HIGH BAY FIXTURE

### ACCESSORIES

#### SENSORS

Factory-Installable OR Field-Installable (field-installable purchased separately)


P	SUFFIX*	CATALOG NUMBER	DESCRIPTION	UPC	EASY CODE
	/FC3	KTSL-FC3-12V-PKO-PIR	Bluetooth mesh wireless screw-in low voltage PIR sensor and fixture controller for SmartLoop system 	843654138862	OCW-60
	/FC4	KTSL-FC4-12V-PKO	Bluetooth mesh wireless screw-in low voltage fixture controller for SmartLoop system 	843654149066	RUN-10
	/PIR3	KTS-PIR3-12V-PKO /G2	Screw-in PIR sensor for roundhigh bays; Adjustable settings via remote control	843654146447	GLF-99
	/MW3-A	KTS-MW3-12V-PKO /A	Screw-in microwave sensor for round high bays; Preset for 1 min hold time, 3 min standby time at 30% dim, daylight disabled	843654133317	XYR-25
	/MW3-B	KTS-MW3-12V-PKO /B	Screw-in microwave sensor for round high bays; Preset for 5 min hold time, 10 min standby time at 10% dim, daylight disabled	843654133324	SPF-37



\* For factory installation of accessory, add suffix to fixture part number (see ordering examples and instructions on last page of spec sheet).

Field-Installable / Field-Use ONLY (purchased separately)

CATALOG NUMBER	DESCRIPTION	UPC	EASY CODE
KTS-MW3-REMOTECONTROL	Remote control for KTS-MW3-12V-PKO /A or /B and KTS-PIR3-12V-PKO /G2 sensors. Used to set and adjust all sensor settings	843654132020	XSR-61



#### PLUGS

Factory-Installable OR Field-Installable (field-installable purchased separately)

P	SUFFIX*	CATALOG NUMBER	DESCRIPTION	UPC	EASY CODE
	/L515P	KT-P-L515P	125V NEMA L5-15P Twist Lock Plug	843654123486	GEW-06
	/L615P	KT-P-L615P	250V NEMA L6-15P Twist Lock Plug	843654138619	VPX-09
	/L715P	KT-P-L715P	277V NEMA L7-15P Twist Lock Plug	843654123493	ETV-78

(Accessories continued on next page)

# KT-RHLED100-11CB-8XX-VDIM

## ROUND LED HIGH BAY FIXTURE

**ACCESSORIES (continued)**

**EMERGENCY BACKUP**

**Factory-Installable OR Field-Installable** (field-installable purchased separately)

P	SUFFIX*	CATALOG NUMBER	DESCRIPTION	UPC	EASY CODE
	/EM†	KT-EMRG-LED-40SD-5000-CEN /SF	One piece, 40W constant wattage design with self diagnostics; Approx 5000 lumens; single flex cable with included J-Box; 120-277V input; CEC T20 Compliant.	843654144320	UGW-62

\* For factory installation of accessory, add suffix to fixture part number (see ordering examples and instructions on last page of spec sheet).  
 † Factory installation of emergency backup units will automatically include any relevant mounting bracket.

**MOUNTS AND BRACKETS**

**Field-Installable / Field-Use ONLY** (purchased separately)

CATALOG NUMBER	DESCRIPTION	UPC	EASY CODE
KT-RHLED-JBOX-PM /G2	J-Box; Optimized for pole pendant and step down transformer applications; Fits all round LED high bay fixtures	843654133300	RAQ-94




\* For factory installation of accessory, add suffix to fixture part number (see ordering examples and instructions on last page of spec sheet).

**STEP-DOWN TRANSFORMERS**

**Factory-Installable OR Field-Installable** (field-installable purchased separately)

P	SUFFIX*	CATALOG NUMBER	DESCRIPTION	UPC	EASY CODE
	/480†	KTAT-250-480-277 /SF	Fully enclosed, single flex step-down transformer for LED high bay fixtures (250VA or lower)	843654102931	XIM-17



\* For factory installation of accessory, add suffix to fixture part number (see ordering examples and instructions on last page of spec sheet).  
 † Factory installation of step-down transformer units will automatically include any relevant mounting bracket.



# KT-RHLED100-11CB-8XX-VDIM

## ROUND LED HIGH BAY FIXTURE

### FIXTURE ORDERING INFORMATION

ORDER CODE	PACK QTY.	UPC	Easy Code	DLC PRODUCT ID
KT-RHLED100-11CB-840-VDIM	1	843654152073	IMC-56	S-B9PA5D
KT-RHLED100-11CB-850-VDIM	1	843654152080	AYJ-23	S-FMEPIO

### FIXTURE CATALOG NUMBER BREAKDOWN

# KT-RHLED100-11CB-8XX-VDIM

1 2 3 4 5 6 7 8 9

- 1 Keystone Technologies
- 2 Round High Bay Fixture
- 3 LED Technology
- 4 Wattage
- 5 11" Diameter Circular Shape
- 6 Style Designation
- 7 80 CRI
- 8 Color Temperature
- 9 0-10V Dimming

### ORDERING EXAMPLES


FIXTURE WITH MULTIPLE FACTORY-INSTALLED ACCESSORIES\*

#### KT-RHLED100-11CB-850-VDIM/FC3/L515P/EM




FIXTURE WITH MULTIPLE FACTORY-INSTALLED ACCESSORIES\*

#### KT-RHLED100-11CB-850-VDIM/FC3/L515P/480




FIXTURE WITH TWO FACTORY-INSTALLED ACCESSORIES\*

#### KT-RHLED100-11CB-850-VDIM/FC3/L515P




FIXTURE WITH SINGLE FACTORY-INSTALLED ACCESSORY

#### KT-RHLED100-11CB-850-VDIM/FC3



FIXTURE WITH NO FACTORY-INSTALLED ACCESSORIES

#### KT-RHLED100-11CB-850-VDIM



#### KEYSTONE FIXTURE

##### CATALOG NUMBER

KT-RHLED100-11CB-850-VDIM

#### SENSORS

P	SUFFIX	CATALOG NUMBER
P	/FC3	KTSL-FC3-12V-PKO-PIR

#### PLUGS

P	SUFFIX	CATALOG NUMBER
P	/L515P	KT-P-L515P

#### EMERGENCY BACKUP

P	SUFFIX	CATALOG NUMBER
P	/EM	KT-EMRG-LED-40SD-5000-CEN /SF

*Note: Emergency backup cannot be ordered in conjunction with step-down transformer KTAT-250-480-277 /SF or field-installable KT-RHLED-JBOX-PM /G2.*

#### STEP-DOWN TRANSFORMERS

P	SUFFIX	CATALOG NUMBER
P	/480	KTAT-250-480-277 /SF

*Note: Step-down transformer cannot be ordered in conjunction with emergency backup KT-EMRG-LED-40SD-5000-CEN /SF.*

\* When ordering more than one factory-installed accessory, use multiple suffixes as shown in the ordering examples above.  
**Note:** All accessories can also be ordered separately for field installation using just their regular Catalog Number, UPC, or Easy Code.