

KT-RHLEDXXPSXX-XXCD-OSX-8CSB-VDIM-P-X

ROUND LED HIGH BAY FIXTURE

DESCRIPTION

Compact Round LED High Bay Fixture | Wet Location Rated

APPLICATION

Used for commercial and industrial high bay lighting applications




PRODUCT FEATURES

- Keystone Optic Swap technology- See below chart for details
- Keystone Power Select technology. (see *Performance Specifications for details*)
- Features Keystone Color Select technology. Adjust CCT between 3000K, 4000K, or 5000K
- Sensor receptacle designed to accept easy screw-in installation of optional sensors
- Powered by Keystone 0-10V dimming LED driver
- J-Hook mounting accessory included
- 6' cord for input and dimming wires
- Powder-coated aluminum housing; Polycarbonate lens
- Ribbed lens to reduce glare
- Low optical flicker
- Built-in 6kV surge protection
- LED lifetime: L70 >100,000 hours @ 25°C fixture ambient
- Ambient operating temperature: -40°C/-40°F to 50°C/122°F
- IP65 rated, wet location

PERFORMANCE SPECIFICATIONS OVERVIEW


Catalog Number	Nominal Size	Wattage	CCT	Lumens	Efficacy	Optics	Input Voltage	Housing Color
KT-RHLED100PS-12CD-OSD-8CSB-VDIM-P	12" Circular	100/70/50W	3000K 4000K 5000K	14,700	147 lm/W	90° installed, 120° included	120-277V	Black or White Available
KT-RHLED100PS-12CD-OSD-8CSB-VDIM-P-W	12" Circular	100/70/50W						
KT-RHLED150PS-12CD-OSD-8CSB-VDIM-P	12" Circular	150/100/70W		21,450	143 lm/W			
KT-RHLED150PS-12CD-OSD-8CSB-VDIM-P-W	12" Circular	150/100/70W						
KT-RHLED200PS-14CD-OSD-8CSB-VDIM-P	14" Circular	200/150/100W		29,000	144 lm/W			
KT-RHLED200PS-14CD-OSD-8CSB-VDIM-P-W	14" Circular	200/150/100W						
KT-RHLED200PSHV-14CD-OSD-8CSB-VDIM-P	14" Circular	200/150/100W		28,800	144 lm/W	277-480V	Black Available	
KT-RHLED240PS-14CD-OSE-8CSB-VDIM-P	14" Circular	240/200/150W		33,840	141 lm/W	90° installed, 60° included		120-277V

* Nominal Values above represent output when set to 5000K, please see page 3 for detailed output numbers
 Note: Color uniformity: CCT (Correlated Color Temperature) range as per guidelines outlined in ANSI C78.377-2017



KT-RHLEDXXPSXX-XXCD-OSX-8CSB-VDIM-P-X ROUND LED HIGH BAY FIXTURE

OPTIC SWAP



TOOL FREE LATCH

TOOL FREE LENS INSTALLATION

Standard 90° Lens Installed
Secondary Lens Included

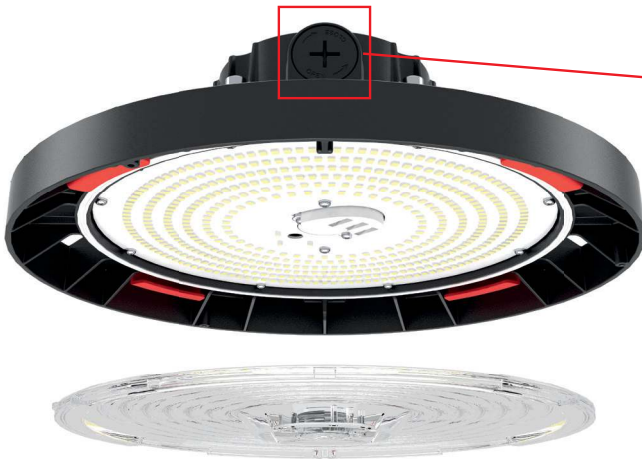
POWER SELECT (WATTAGE) AND COLOR SELECT (CCT) ADJUSTMENT

KEYSTONE POWER SELECT TECHNOLOGY

Adjust power between 240W, 200W, or 150W

KEYSTONE COLOR SELECT TECHNOLOGY

Adjust CCT between 3000K, 4000K, or 5000K






KT-RHLEDXXPSXX-XXCD-OSX-8CSB-VDIM-P-X

ROUND LED HIGH BAY FIXTURE

PERFORMANCE SPECIFICATIONS DETAILED

Catalog Number	Nominal Size	Wattage	CCT	Lumens	Efficacy	Input Voltage	Dimmable	CRI	Housing Color
KT-RHLED100PS-12CD-OSD-8CSB-VDIM-P KT-RHLED100PS-12CD-OSD-8CSB-VDIM-P-W	12" Circular	100W	3000K	13900	139 lm/W	120-277V			Black or White Available
			4000K	15900	159 lm/W				
			5000K	14900	149 lm/W				
		70W	3000K	10220	146 lm/W				
			4000K	11270	161 lm/W				
			5000K	10920	156 lm/W				
		50W	3000K	7550	151 lm/W				
			4000K	8250	165 lm/W				
			5000K	8150	163 lm/W				
KT-RHLED150PS-12CD-OSD-8CSB-VDIM-P KT-RHLED150PS-12CD-OSD-8CSB-VDIM-P-W	12" Circular	150W	3000K	19950	133 lm/W				
			4000K	23100	154 lm/W				
			5000K	21450	143 lm/W				
		100W	3000K	14500	145 lm/W				
			4000K	16200	162 lm/W				
			5000K	15500	155 lm/W				
		70W	3000K	10710	153 lm/W				
			4000K	11550	165 lm/W				
			5000K	11340	162 lm/W				
KT-RHLED200PS-14CD-OSD-8CSB-VDIM-P KT-RHLED200PS-14CD-OSD-8CSB-VDIM-P-W	14" Circular	200W	3000K	27000	135lm/W				
			4000K	31400	157 lm/W				
			5000K	29000	144 lm/W				
		150W	3000K	21450	143 lm/W				
			4000K	24150	161 lm/W				
			5000K	22800	152 lm/W				
		100W	3000K	15100	151 lm/W				
			4000K	16600	166 lm/W				
			5000K	16100	161 lm/W				
KT-RHLED240PS-14CD-OSD-8CSB-VDIM-P	14" Circular	240W	3000K	31680	132 lm/W				
			4000K	36720	153 lm/W				
			5000K	33840	141 lm/W				
		200W	3000K	27400	137 lm/W				
			4000K	31400	157 lm/W				
			5000K	29600	148 lm/W				
		150W	3000K	21600	144 lm/W				
			4000K	24300	162 lm/W				
			5000K	23250	155 lm/W				
KT-RHLED200PSHV-14CD-OSD-8CSB-VDIM-P	14" Circular	200W	3000K	27200	136 lm/W	277-480V			Black
			4000K	31200	156 lm/W				
			5000K	28800	144 lm/W				
		150W	3000K	21600	144 lm/W				
			4000K	24450	163 lm/W				
			5000K	23250	155 lm/W				
		100W	3000K	15100	151 lm/W				
			4000K	16600	166 lm/W				
			5000K	16200	162 lm/W				

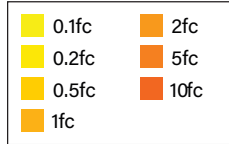
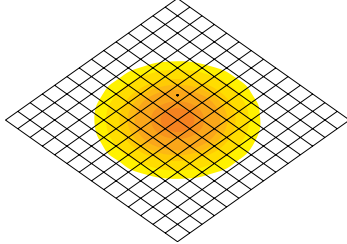
Note: Color uniformity: CCT (Correlated Color Temperature) range as per guidelines outlined in ANSI C78.377-2017



KT-RHLEDXXPSXX-XXCD-OSX-8CSB-VDIM-P-X ROUND LED HIGH BAY FIXTURE

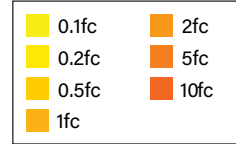
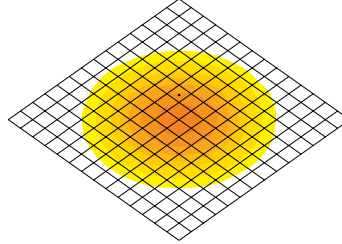
PHOTOMETRICS (KT-RHLED100PS-12CD-OSD-8CSB-VDIM-P, KT-RHLED100PS-12CD-OSD-8CSB-VDIM-P-W)

90 DEGREE LENS



PHOTOMETRICS
· 100W 5000K 90° at 20'
Mounting Height

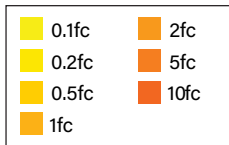
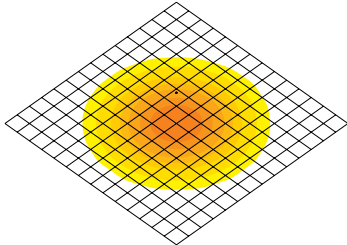
120 DEGREE LENS



PHOTOMETRICS
· 100W 5000K 120° at 20'
Mounting Height

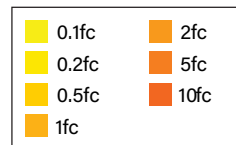
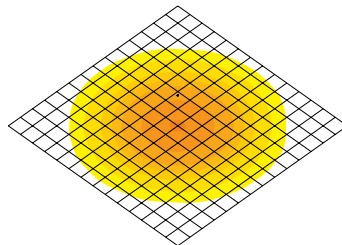
PHOTOMETRICS (KT-RHLED150PS-12CD-OSD-8CSB-VDIM-P, KT-RHLED150PS-12CD-OSD-8CSB-VDIM-P-W)

90 DEGREE LENS



PHOTOMETRICS
· 150W 5000K 90° at 25'
Mounting Height

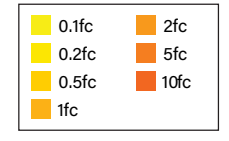
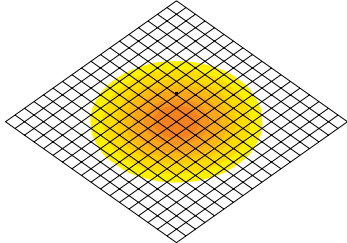
120 DEGREE LENS



PHOTOMETRICS
· 150W 5000K 120° at 25'
Mounting Height

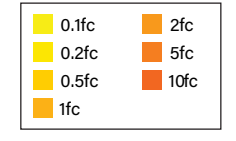
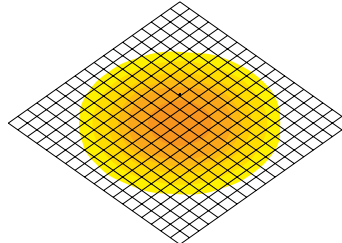
PHOTOMETRICS (KT-RHLED200PS-14CD-OSD-8CSB-VDIM-P, KT-RHLED200PS-14CD-OSD-8CSB-VDIM-P-W)

90 DEGREE LENS



PHOTOMETRICS
· 200W 5000K 90° at 30'
Mounting Height

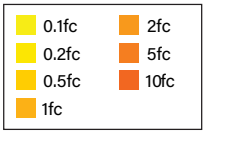
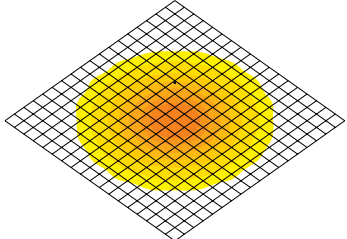
120 DEGREE LENS



PHOTOMETRICS
· 200W 5000K 120° at 30'
Mounting Height

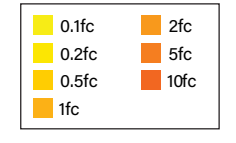
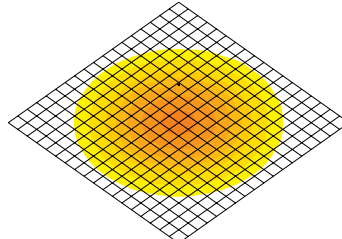
PHOTOMETRICS (KT-RHLED240PS-14CD-OSD-8CSB-VDIM-P)

60 DEGREE LENS




PHOTOMETRICS
· 240W 5000K 60° at 40'
Mounting Height

90 DEGREE LENS



PHOTOMETRICS
· 240W 5000K 90° at 40'
Mounting Height

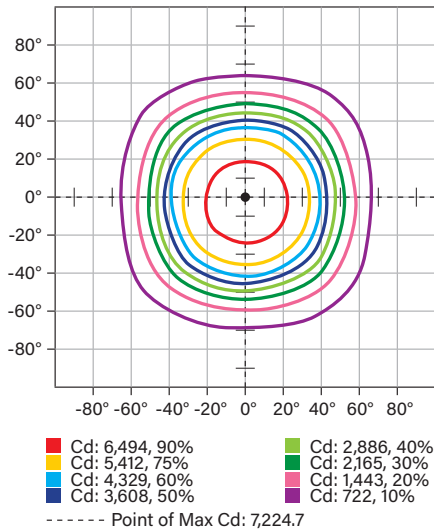


KT-RHLEDXXPSXX-XXCD-OSX-8CSB-VDIM-P-X

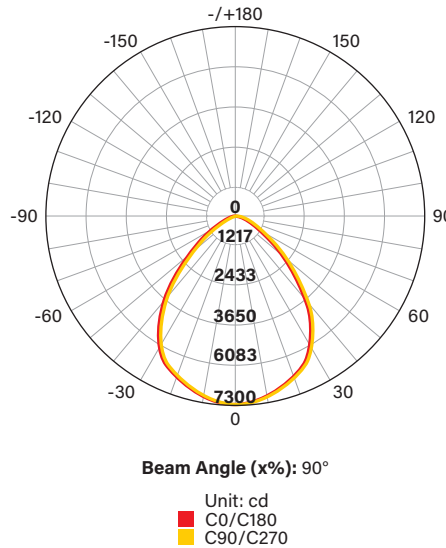
ROUND LED HIGH BAY FIXTURE

PHOTOMETRIC SPECIFICATIONS KT-RHLED100PS-12CD-OSD-8CSB-VDIM-P (90°)

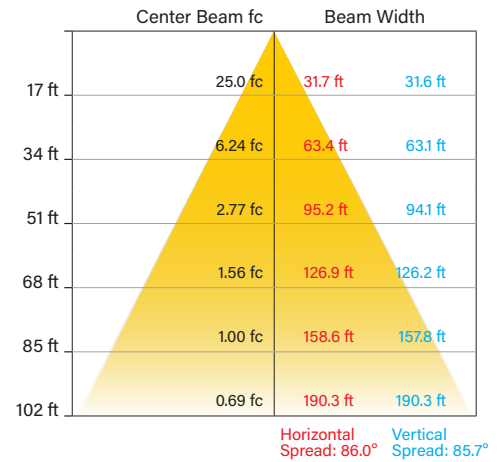
ISOCANDELA PLOT



POLAR CANDELA DISTRIBUTION

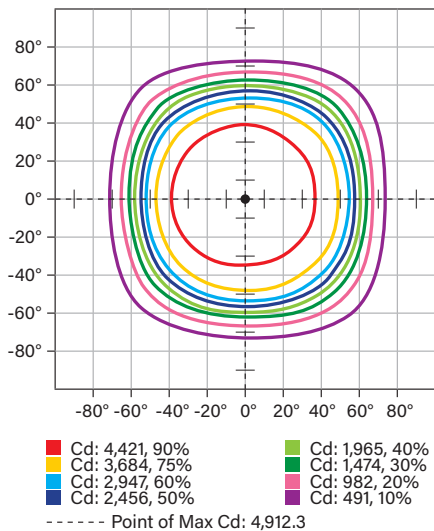


ILLUMINANCE AT A DISTANCE

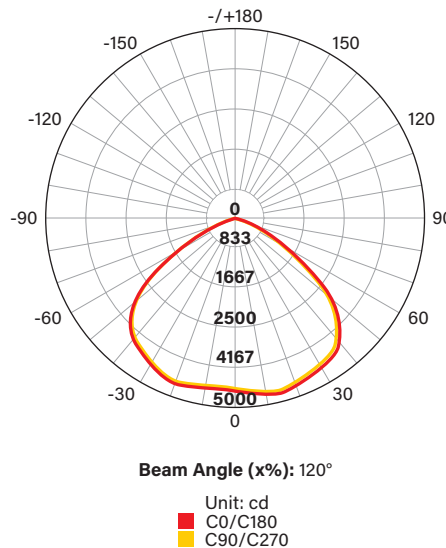


PHOTOMETRIC SPECIFICATIONS KT-RHLED100PS-12CD-OSD-8CSB-VDIM-P (120°)

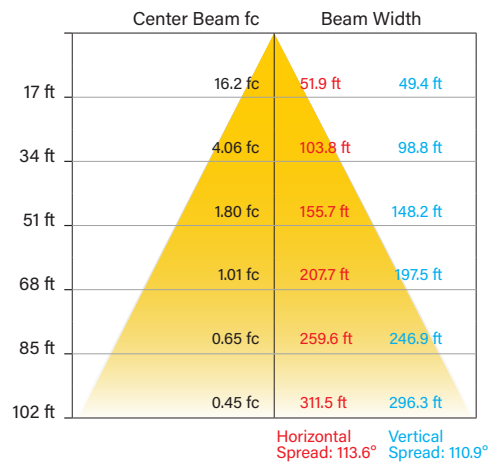
ISOCANDELA PLOT




POLAR CANDELA DISTRIBUTION



ILLUMINANCE AT A DISTANCE



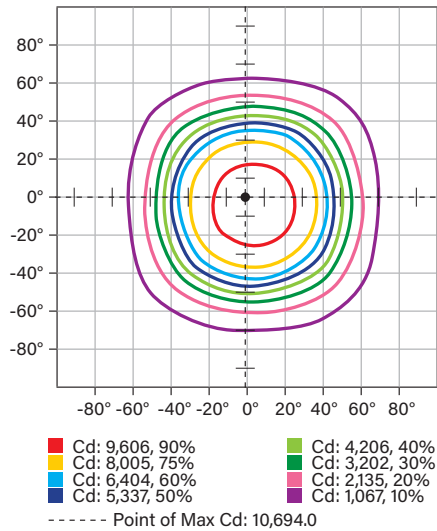


KT-RHLEDXXPSXX-XXCD-OSX-8CSB-VDIM-P-X

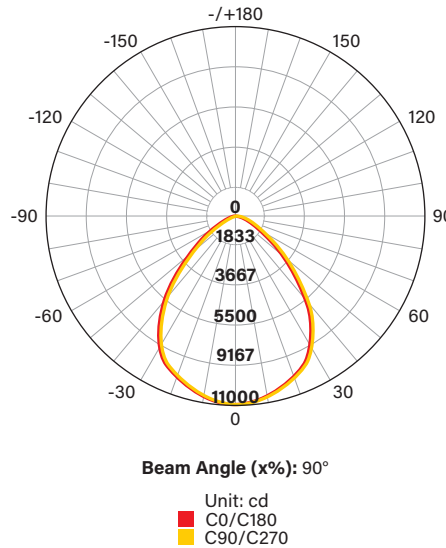
ROUND LED HIGH BAY FIXTURE

PHOTOMETRIC SPECIFICATIONS KT-RHLED150PS-12CD-OSD-8CSB-VDIM-P (90°)

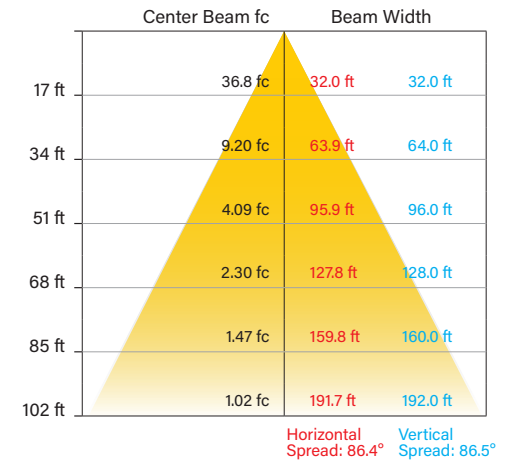
ISOCANDELA PLOT



POLAR CANDELA DISTRIBUTION

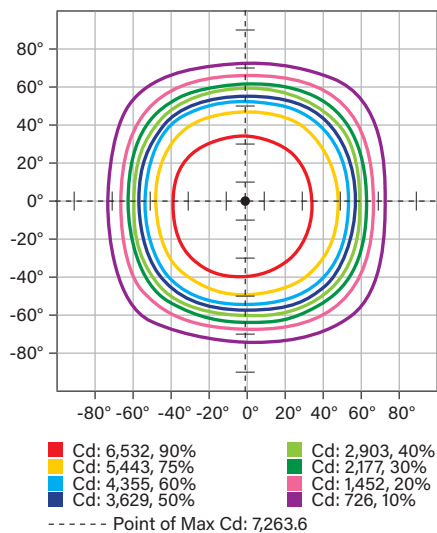


ILLUMINANCE AT A DISTANCE (90°)

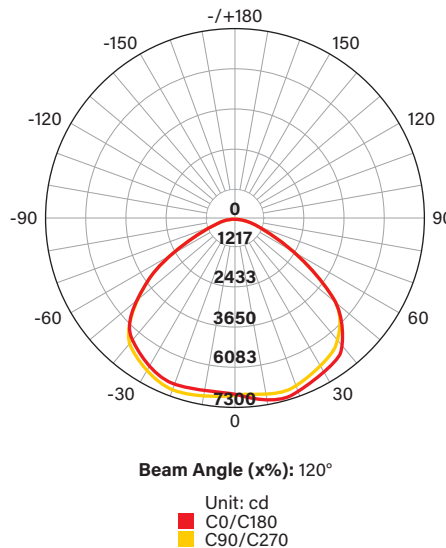


PHOTOMETRIC SPECIFICATIONS KT-RHLED150PS-12CD-OSD-8CSB-VDIM-P (120°)

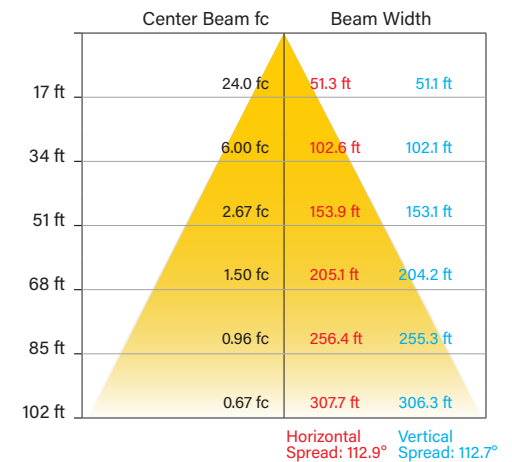
ISOCANDELA PLOT




POLAR CANDELA DISTRIBUTION



ILLUMINANCE AT A DISTANCE



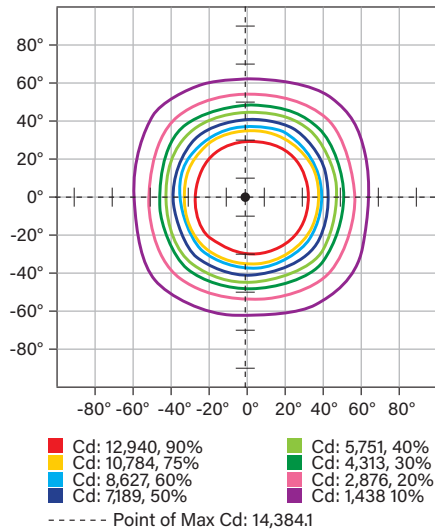


KT-RHLEDXXPSXX-XXCD-OSX-8CSB-VDIM-P-X

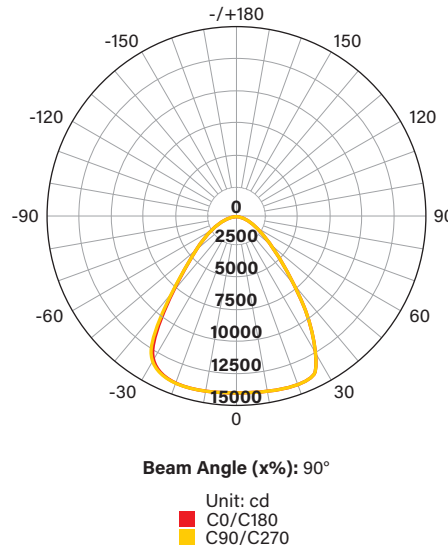
ROUND LED HIGH BAY FIXTURE

PHOTOMETRIC SPECIFICATIONS KT-RHLED200PS-14CD-OSD-8CSB-VDIM-P (90°)

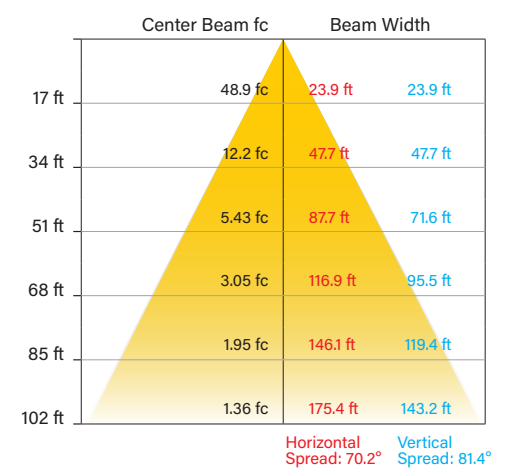
ISOCANDELA PLOT



POLAR CANDELA DISTRIBUTION

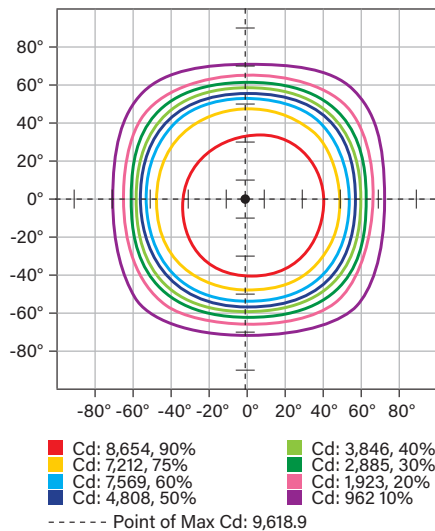


ILLUMINANCE AT A DISTANCE

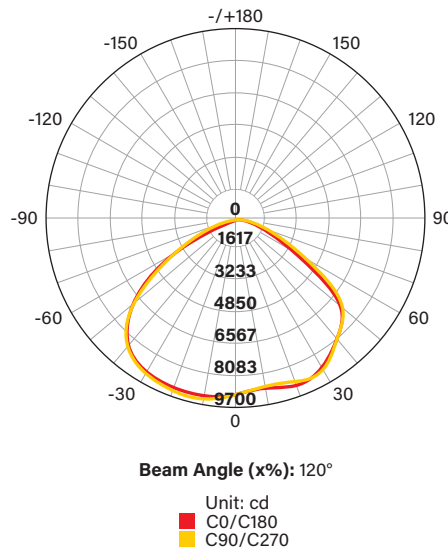


PHOTOMETRIC SPECIFICATIONS KT-RHLED200PS-14CD-OSD-8CSB-VDIM-P (120°)

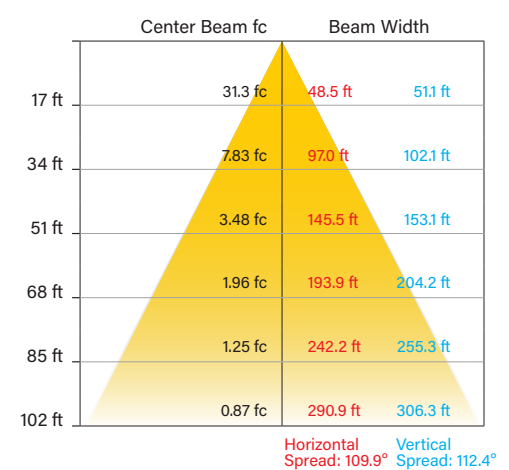
ISOCANDELA PLOT



POLAR CANDELA DISTRIBUTION (120°)



ILLUMINANCE AT A DISTANCE



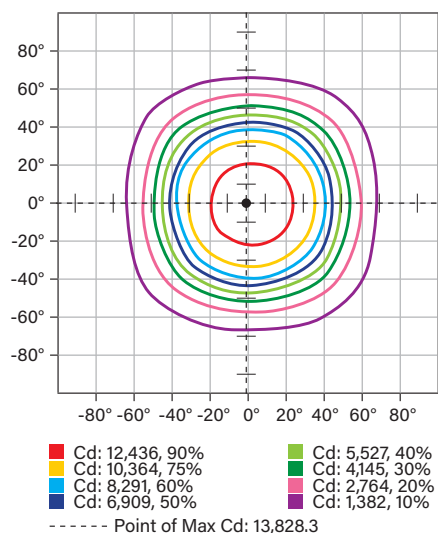


KT-RHLEDXXPSXX-XXCD-OSX-8CSB-VDIM-P-X

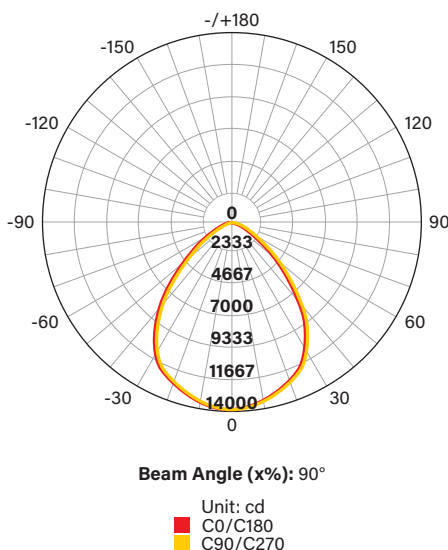
ROUND LED HIGH BAY FIXTURE

PHOTOMETRIC SPECIFICATIONS KT-RHLED200PSHV-14CD-OSD-8CSB-VDIM-P (90°)

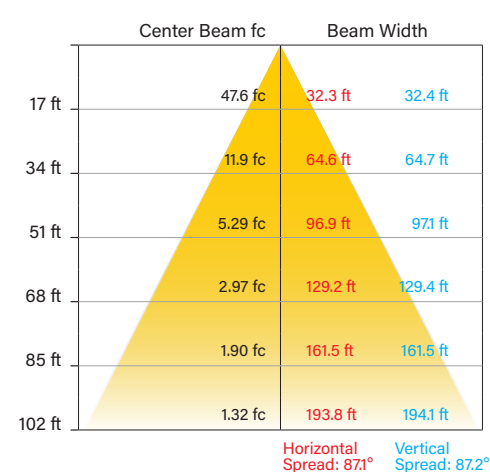
ISOCANDELA PLOT



POLAR CANDELA DISTRIBUTION

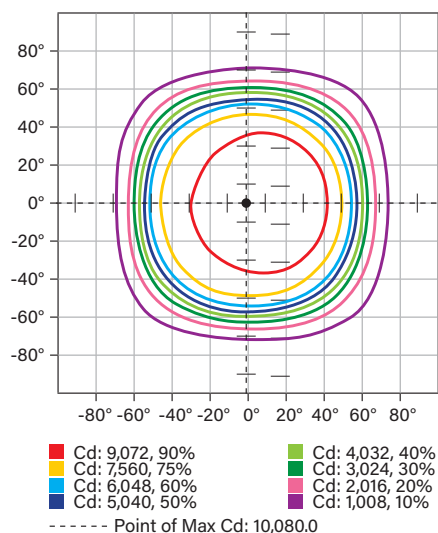


ILLUMINANCE AT A DISTANCE

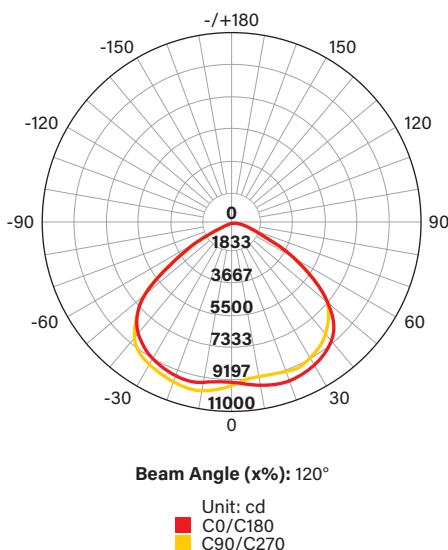


PHOTOMETRIC SPECIFICATIONS KT-RHLED200PSHV-14CD-OSD-8CSB-VDIM-P (120°)

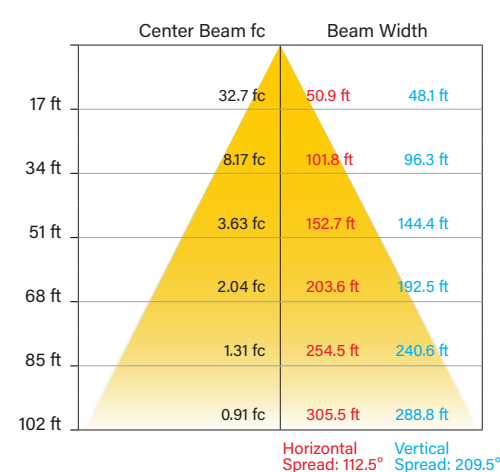
ISOCANDELA PLOT



POLAR CANDELA DISTRIBUTION



ILLUMINANCE AT A DISTANCE



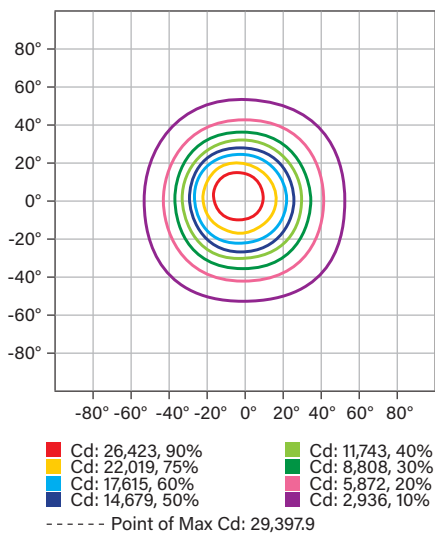


KT-RHLEDXXPSXX-XXCD-OSX-8CSB-VDIM-P-X

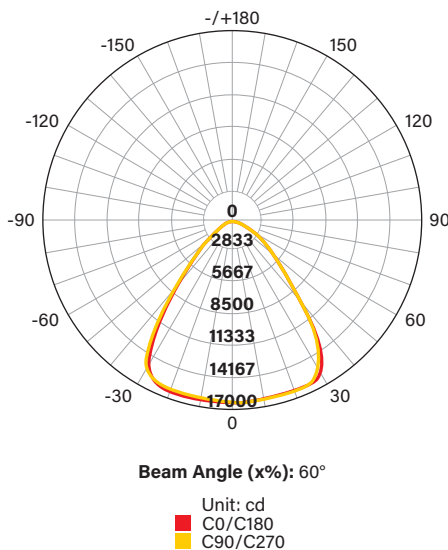
ROUND LED HIGH BAY FIXTURE

PHOTOMETRIC SPECIFICATIONS KT-RHLED240PS-14CD-OSE-8CSB-VDIM-P (60°)

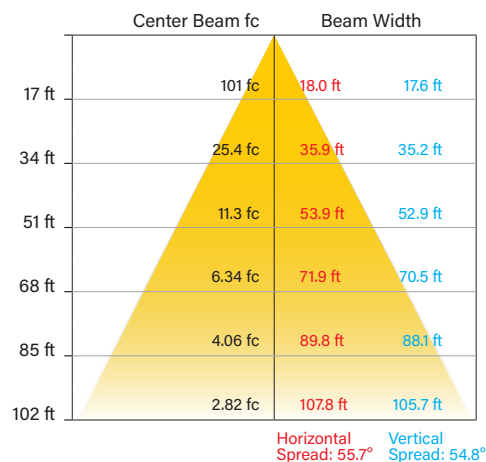
ISOCANDELA PLOT



POLAR CANDELA DISTRIBUTION

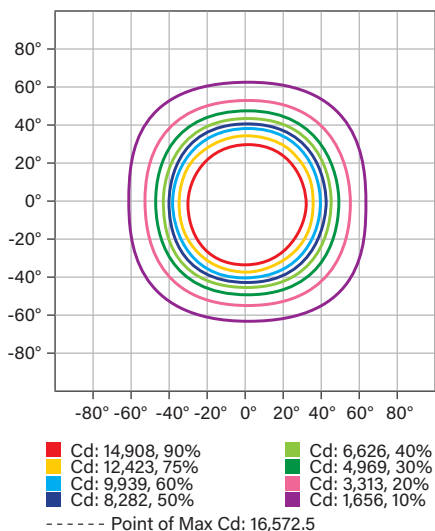


ILLUMINANCE AT A DISTANCE

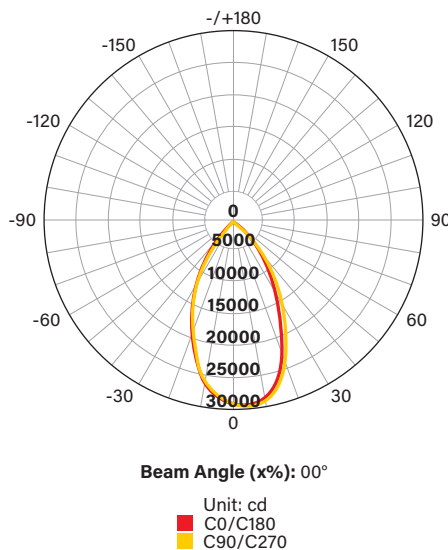


PHOTOMETRIC SPECIFICATIONS KT-RHLED240PS-14CD-OSE-8CSB-VDIM-P (90°)

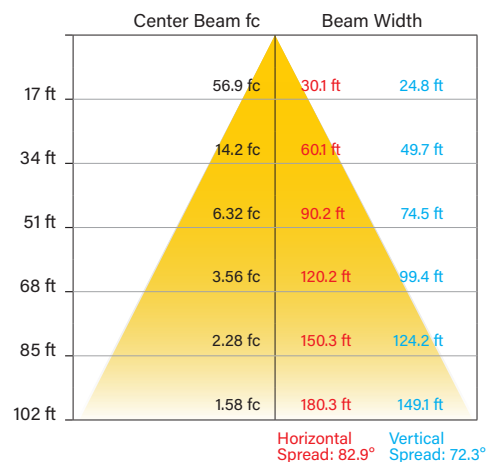
ISOCANDELA PLOT



POLAR CANDELA DISTRIBUTION



ILLUMINANCE AT A DISTANCE





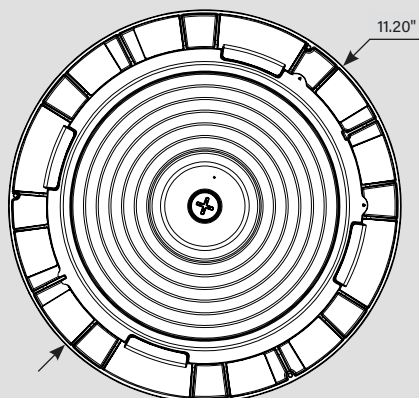
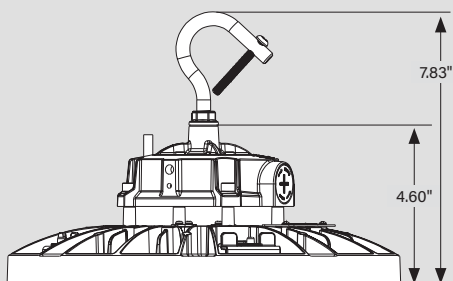
KT-RHLEDXXPSXX-XXCD-OSX-8CSB-VDIM-P-X

ROUND LED HIGH BAY FIXTURE

PHYSICAL SPECIFICATIONS

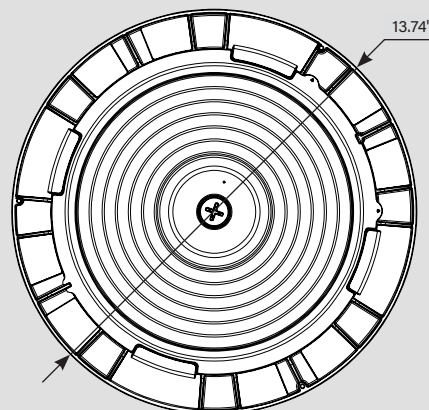
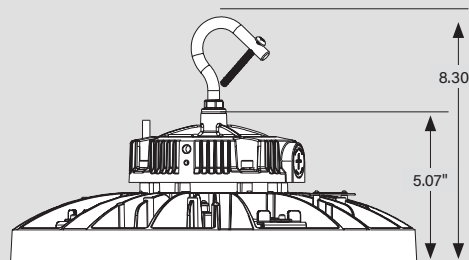
J-HOOK

KT-RHLED100PS-12CD-OSD-8CSB-VDIM-P-X
 KT-RHLED150PS-12CD-OSD-8CSB-VDIM-P-X



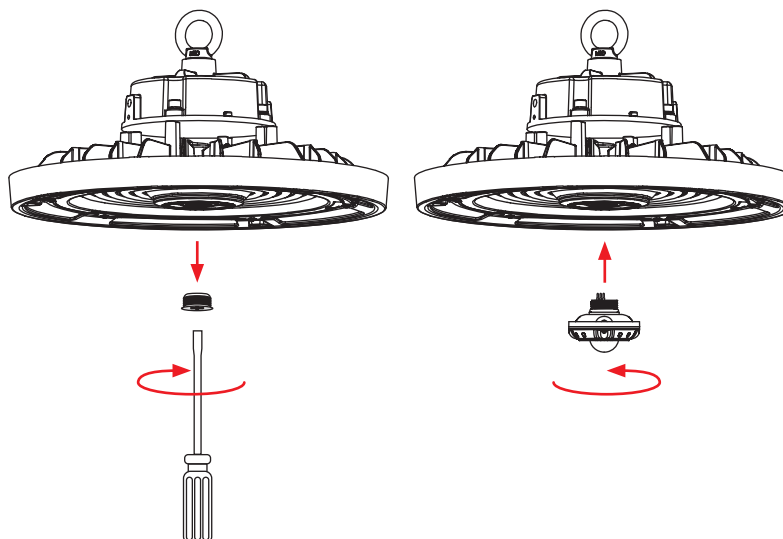
J-HOOK

KT-RHLED200PS-14CD-OSD-8CSB-VDIM-P-X
 KT-RHLED240PS-14CD-OSE-8CSB-VDIM-P
 KT-RHLED200PSHV-14CD-OSD-8CSB-VDIM-P



QUICK-INSTALL

1. Ensure power is off to the fixture.
2. Remove 1/2" knock-out (KO) plug.
3. Screw in sensor head. (see illustrations)
4. Re-connect power when ready.
5. Program desired settings as needed with Keystone Remote Control.





KT-RHLEDXXPSXX-XXCD-OSX-8CSB-VDIM-P-X

ROUND LED HIGH BAY FIXTURE

ACCESSORIES

SENSORS

Factory-Installable OR Field-Installable (field-installable purchased separately)

✓	SUFFIX*	CATALOG NUMBER	DESCRIPTION	UPC	EASY CODE
	/FC3**	KTSL-FC3-12V-PKO-PIR	Bluetooth mesh screw-in PIR occupancy, vacancy, daylight sensor with built-in fixture controller for SmartLoop system	843654138862	OCW-60
	/PIR3	KTS-PIR3-12V-PKO /G2	Screw-in PIR sensor for KT-RHLED /G2 and KT-HBLED /G2 fixtures, 12V Input, IP65, Bi-level control with adjustable hold time, dim level and standby time. 2nd generation.	843654133638	RXQ-30
	/MW3-A	KTS-MW3-12V-PKO /A	Screw-in microwave occupancy sensor, preset for 1 min hold time, 3 min standby time at 30% dim, daylight disabled	843654133317	XYR-25
	/MW3-B	KTS-MW3-12V-PKO /B	Screw-in microwave occupancy sensor, preset for 5 min hold time, 10 min standby time at 10% dim, daylight disabled	843654133324	SPF-37

* For factory installation of accessory, add suffix to fixture part number (see ordering examples and instructions on last page of spec sheet).

** When installing on Keystone highbay lights and an IP tight connection is desired, use the large gasket provided with the sensor to ensure proper electrical connection and water tight seal. Hand tighten only.



Field-Installable / Field-Use ONLY (purchased separately)

CATALOG NUMBER	DESCRIPTION	UPC	EASY CODE
KTS-MW3-REMOTECONTROL	Remote control for KTS-MW3-12V-PKO /A or /B and KTS-PIR3-12V-PKO /A or /B sensors, used to set and adjust all sensor settings	843654132020	XSR-61

CORD SETS & PLUGS

Factory-Installable OR Field-Installable (field-installable purchased separately)

✓	SUFFIX*	CATALOG NUMBER	DESCRIPTION	UPC	EASY CODE
	/L515P	KT-P-L515P	125V NEMA L5-15P twist lock plug	843654123486	GEW-06
	/L615P	KT-P-L615P	250V NEMA L6-15P twist lock plug	843654138619	VPX-09
	/L715P	KT-P-L715P	277V NEMA L7-15P twist lock plug	843654123493	ETV-78

* For factory installation of accessory, add suffix to fixture part number (see ordering examples and instructions on last page of spec sheet).

Note: For cord sets not listed here, please contact your Keystone sales rep.

EMERGENCY BACKUP

Factory-Installable OR Field-Installable (field-installable purchased separately)

✓	SUFFIX*	CATALOG NUMBER	DESCRIPTION	UPC	EASY CODE
	/EM	KT-EMRG-LED-40SD-5000-CEN /SF	One Piece 40W Constant Wattage Design with Self Diagnostics. Approx 5000 lumens, Single Flex Cable with Included J-Box, 120-277V Input. CEC T20 Compliant.	843654144320	UGW-62

* For factory installation of accessory, add suffix to fixture part number (see ordering examples and instructions on last page of spec sheet).

† Factory installation of emergency backup units will automatically include any relevant mounting bracket.

(Accessories continued on next page)



KT-RHLEDXXPSXX-XXCD-OSX-8CSB-VDIM-P-X

ROUND LED HIGH BAY FIXTURE

ACCESSORIES (continued)

MOUNTS AND BRACKETS

Field-Installable / Field-Use ONLY (purchased separately)

JBOX

CATALOG NUMBER	COMPATIBLE FIXTURES	DESCRIPTION	UPC	EASY CODE
KT-RHLED-JBOX-PM /G2	KT-RHLED100PS-12CD-OSD-8CSB-VDIM-P KT-RHLED150PS-12CD-OSD-8CSB-VDIM-P KT-RHLED200PS-14CD-OSD-8CSB-VDIM-P KT-RHLED200PSHV-14CD-OSD-8CSB-VDIM-P KT-RHLED240PS-14CD-OSE-8CSB-VDIM-P	J-Box Optimized for Pole Pendant and Step-Down Transformer Applications	843654133300	RAQ-94
KT-RHLED-JBOX-PM-W /G2	KT-RHLED100PS-12CD-OSD-8CSB-VDIM-P-W KT-RHLED150PS-12CD-OSD-8CSB-VDIM-P-W KT-RHLED200PS-14CD-OSD-8CSB-VDIM-P-W	J-Box Optimized for Pole Pendant and Step-Down Transformer Applications	843654138756	IDT-59




WIRE GUARD

CATALOG NUMBER	COMPATIBLE FIXTURES	DESCRIPTION	UPC	EASY CODE
KT-RHLED-WG-1-KIT /G2	KT-RHLED100PS-12CD-OSD-8CSB-VDIM-P-W KT-RHLED100PS-12CD-OSD-8CSB-VDIM-P KT-RHLED150PS-12CD-OSD-8CSB-VDIM-P-W KT-RHLED150PS-12CD-OSD-8CSB-VDIM-P	Wire guard kit fit 100W and 150W Round LED High Bay Fixtures. Includes mounting hardware.	843654133263	NPV-09
KT-RHLED-WG-2-KIT /G2	KT-RHLED200PS-14CD-OSD-8CSB-VDIM-P-W KT-RHLED200PS-14CD-OSD-8CSB-VDIM-P KT-RHLED240PS-14CD-OSE-8CSB-VDIM-P KT-RHLED200PSHV-14CD-OSD-8CSB-VDIM-P	Wire guard kit fits the 200W and 240W Round LED High Bay Fixtures. Includes mounting hardware.	843654133270	PHU-26



(Accessories continued on next page)



KT-RHLEDXXPSXX-XXCD-OSX-8CSB-VDIM-P-X

ROUND LED HIGH BAY FIXTURE

ACCESSORIES (continued)

SURFACE MOUNT

CATALOG NUMBER	COMPATIBLE FIXTURES	DESCRIPTION	UPC	EASY CODE
KT-RHLED-SM-1-KIT /G2	KT-RHLED100PS-12CD-OSD-8CSB-VDIM-P KT-RHLED150PS-12CD-OSD-8CSB-VDIM-P	Surface Mount Kit fits the 100W and 150W Round LED High Bay Fixtures. Includes mounting hardware.	843654133249	JXD-63
KT-RHLED-SM-1-KIT-W /G2	KT-RHLED100PS-12CD-OSD-8CSB-VDIM-P-W KT-RHLED150PS-12CD-OSD-8CSB-VDIM-P-W	Surface Mount Kit fits the 100W and 150W Round LED High Bay Fixtures. Includes mounting hardware. White.	843654162850	XLA-73
KT-RHLED-SM-2-KIT /G2	KT-RHLED200PS-14CD-OSD-8CSB-VDIM-P KT-RHLED240PS-14CD-OSE-8CSB-VDIM-P KT-RHLED200PSHV-14CD-OSD-8CSB-VDIM-P	Surface Mount Kit fits the 200W and 240W Round LED High Bay Fixtures. Includes mounting hardware.	843654138763	UJS-44
KT-RHLED-SM-2-KIT-W /G2	KT-RHLED200PS-14CD-OSD-8CSB-VDIM-P-W	Surface Mount Kit fits the 200W Round LED High Bay Fixtures. Includes mounting hardware. White	843654138763	UJS-44



STEP-DOWN TRANSFORMERS

Factory-Installable OR Field-Installable (field-installable purchased separately)

✓ SUFFIX*	CATALOG NUMBER	DESCRIPTION	UPC	EASY CODE
/480†	KTAT-250-480-277 /SF	Fully enclosed, single flex step-down transformer for LED high bay fixtures (250VA or lower)	843654102931	XIM-17



* For factory installation of accessory, add suffix to fixture part number (see ordering examples and instructions on last page of spec sheet).
† Factory installation of step-down transformer units will automatically include any relevant mounting bracket.

LENSES

ALUMINUM DOME REFLECTOR

CATALOG NUMBER	COMPATIBLE FIXTURES	DESCRIPTION	UPC	EASY CODE
KT-RHLED-AR90-1-KIT /G2	KT-RHLED100PS-12CD-OSD-8CSB-VDIM-P-W KT-RHLED100PS-12CD-OSD-8CSB-VDIM-P KT-RHLED150PS-12CD-OSD-8CSB-VDIM-P	Aluminum Dome Reflector fits the 100W and 150W Round LED High Bay Fixtures; Includes mounting hardware.	843654133287	ZOV-89
KT-RHLED-AR90-2-KIT /G2	KT-RHLED200PS-14CD-OSD-8CSB-VDIM-P-W KT-RHLED200PS-14CD-OSD-8CSB-VDIM-P KT-RHLED240PS-14CD-OSE-8CSB-VDIM-P KT-RHLED200PSHV-14CD-OSD-8CSB-VDIM-P	Aluminum Dome Reflector fits 200W and 240W Round LED High Bay Fixtures; Includes mounting hardware.	843654133294	GBN-40



(Accessories continued on next page)

KT-RHLEDXXPSXX-XXCD-OSX-8CSB-VDIM-P-X

ROUND LED HIGH BAY FIXTURE

ACCESSORIES (continued)

CLEAR POLYCARBONATE REFLECTOR

CATALOG NUMBER	COMPATIBLE FIXTURES	DESCRIPTION	UPC	EASY CODE
KT-RHLED-CL90-1-KIT /G2	KT-RHLED100PS-12CD-OSD-8CSB-VDIM-P-W KT-RHLED100PS-12CD-OSD-8CSB-VDIM-P KT-RHLED150PS-12CD-OSD-8CSB-VDIM-P-W KT-RHLED150PS-12CD-OSD-8CSB-VDIM-P	Clear Polycarbonate Reflector fits 100W and 150W Round LED High Bay Fixtures; Includes mounting hardware	843654133614	FVZ-16
KT-RHLED-CL90-2-KIT /G2	KT-RHLED200PS-14CD-OSD-8CSB-VDIM-P-W KT-RHLED200PS-14CD-OSD-8CSB-VDIM-P KT-RHLED240PS-14CD-OSE-8CSB-VDIM-P KT-RHLED200PSHV-14CD-OSD-8CSB-VDIM-P	Clear Polycarbonate Reflector fits the 200W and 240W Round LED High Bay Fixtures; Includes mounting hardware.	843654133621	SFZ-16



OPTIC LENS

CATALOG NUMBER	COMPATIBLE FIXTURES	DESCRIPTION	UPC	EASY CODE
KT-RHLED-LENS-12CD-60	KT-RHLED100PS-12CD-OSD-8CSB-VDIM-P KT-RHLED100PS-12CD-OSD-8CSB-VDIM-P-W KT-RHLED150PS-12CD-OSD-8CSB-VDIM-P KT-RHLED150PS-12CD-OSD-8CSB-VDIM-P-W	60 deg lens fits 100W and 150W Round LED High Bay Fixtures; Series D form factor	843654160795	JMP-62
KT-RHLED-LENS-14CD-120	KT-RHLED200PS-14CD-OSD-8CSB-VDIM-P KT-RHLED200PS-14CD-OSD-8CSB-VDIM-P-W KT-RHLED200PSHV-14CD-OSD-8CSB-VDIM-P KT-RHLED240PS-14CD-OSE-8CSB-VDIM-P	120 deg lens fits 200W and 240W Round LED High Bay Fixtures; Series D form factor	843654160801	RDQ-62
KT-RHLED-LENS-14CD-60	KT-RHLED200PS-14CD-OSD-8CSB-VDIM-P KT-RHLED200PS-14CD-OSD-8CSB-VDIM-P-W KT-RHLED200PSHV-14CD-OSD-8CSB-VDIM-P KT-RHLED240PS-14CD-OSE-8CSB-VDIM-P	60 deg lens fits the 200W and 240W Round LED High Bay Fixtures; Series D form factor	843654160818	FVZ-16

