

KT-VTLED75PS-4A-8CSA-VDIM

LED VAPORTIGHT FIXTURE

DESCRIPTION

4' LED Vaportight Fixture | 120–277V Input | Frosted Lens | 0–10V Dimming

APPLICATION

Used for commercial and industrial rugged or outdoor applications



PRODUCT FEATURES

- Features Keystone Color Select technology. Adjust CCT between 3500K, 4000K, or 5000K
- Features Keystone Power Select technology. Adjust power between 75W, 64W, and 44W
- Powered by Keystone 0–10V dimming LED drivers
- Traditional design, narrow body, Vapor Tight fixture, suitable for rugged, demanding applications
- NEMA 4X rated, protected against corrosion
- Compatible with Keystone SmartSafe emergency LED drivers
- Compatible with Keystone occupancy sensors
- Ambient operating temperature: –20°C/–4°F to 50°C/122°F
- IP66, suitable for wet location
- ETL Sanitation Listed NSF/ANSI Standard 2 - Food Equipment, Splash Zone (Not for Direct Food Zone)
- THD: < 20%
- Power factor > 0.95

POWER AND COLOR TEMPERATURE SELECTABILITY

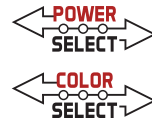
- Keystone Color Select Technology: Adjustable CCT (3500K/4000K/5000K)
- Keystone Power Select Technology: Adjustable Wattage (75W/64W/44W)

PRODUCT SPECIFICATIONS

Catalog Number	Input Voltage	Wattage	Color Temperature	Lumens	Efficacy	Rated Life	CRI	Power Factor
KT-VTLED75PS-4A-8CSA-VDIM*	120-277V	75W	3500K	9,750	130 lm/W	50,000 hrs	>80	>0.9
			4000K	9,825	131 lm/W			
			5000K	9,900	132 lm/W			
		64W	3500K	8,512	133 lm/W			
			4000K	8,576	134 lm/W			
			5000K	8,640	135 lm/W			
		44W	3500K	6,160	140 lm/W			
			4000K	6,204	141 lm/W			
			5000K	6,248	142 lm/W			

ONE CATALOG NUMBER WITH 9 DIFFERENT OPTIONS

* Preset to highest lumen output (75W / 5000K)
 * Color Uniformity: CCT (Correlated Color Temperature) range as per guidelines outlined in ANSI C78.377-2017.

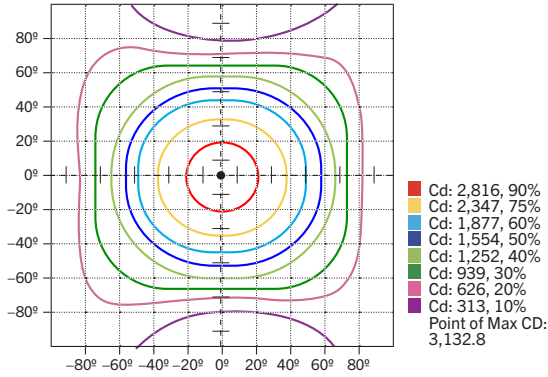


KT-VTLED75PS-4A-8CSA-VDIM

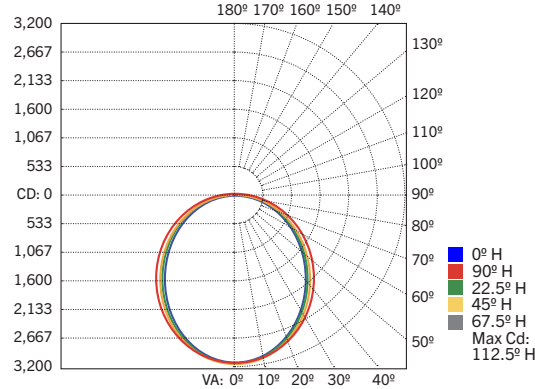
LED VAPORTIGHT FIXTURE

PHOTOMETRIC SPECIFICATIONS

ISOCANDELA PLOT



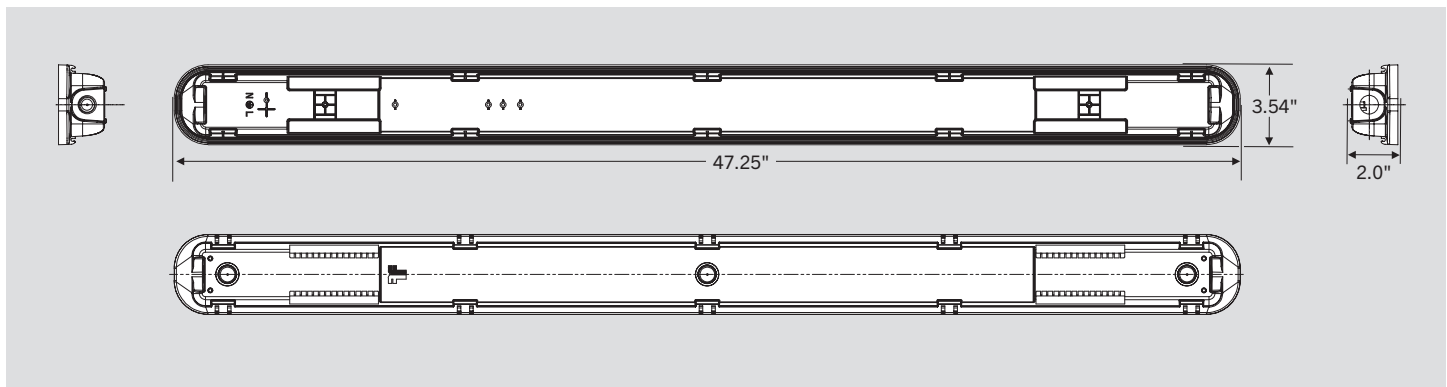
POLAR CANDELA DISTRIBUTION



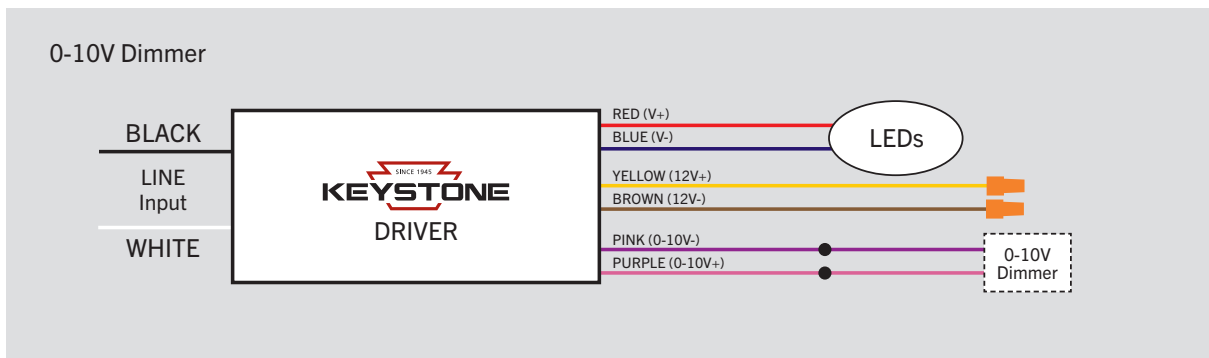
ZONAL LUMEN SUMMARY

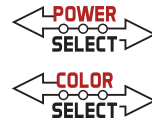
Zone	Lumens	% Luminaire
0-30	2,355.8	24.9%
0-40	3,815.7	40.3%
0-60	6,679.3	70.5%
60-90	2,294.3	24.2%
70-100	1,439.1	15.2%
90-120	439.3	4.6%
0-90	8,973.5	94.7%
90-180	499.7	5.3%
0-180	9,473.3	100%

PHYSICAL SPECIFICATIONS



WIRING DIAGRAMS





KT-VTLED75PS-4A-8CSA-VDIM

LED VAPORTIGHT FIXTURE

ACCESSORIES

SENSORS

Factory-Installable OR Field-Installable (field-installable purchased separately)

✓	SUFFIX*	CATALOG NUMBER	DESCRIPTION	UPC	EASY CODE
	/MW3	KTS-MW3-UV-KO-K2	Microwave Sensor Kit, Includes 120-277V input to 12V DC convertor, IP65 12V input sensor head, nomex sleeve, extension neck	843654134352	TBV-76



Microwave Sensor Kit
KTS-MW3-UV-KO-K2

* FOR FACTORY INSTALLATION OF ACCESSORY, ADD SUFFIX TO FIXTURE PART NUMBER (SEE ORDERING EXAMPLES AND INSTRUCTIONS ON LAST PAGE OF SPEC SHEET).

CORD SETS

Factory-Installable OR Field-Installable (field-installable purchased separately)

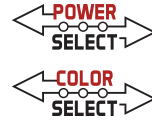
✓	SUFFIX*	CATALOG NUMBER	DESCRIPTION	UPC	EASY CODE
	/515P6	KT-CS-515P-6-18/3	Cord set for high bay; 125V NEMA 5-15P; straight blade plug; 6' SJTOW cable; 18/3 wire	843654140124	UKH-26
	/L715P10	KT-CS-L715P-10-16/3	Cord set for high bays; 277V NEMA L7-15P; twist lock plug; 10' SJTOW cable; 16/3 wire	843654140131	SFV-88
	/L615P10	KT-CS-L615P-10-16/3	Cord set for high bays; 250V NEMA L6-15P; twist lock plug; 10' SJTOW cable; 16/3 wire	843654140148	ZQS-05
	/L515P10	KT-CS-L515P-10-16/3	Cord set for high bays; 250V NEMA L5-15P; twist lock plug; 10' SJTOW cable; 16/3 wire	843654140155	GVH-22
	/L715P6	KT-CS-L715P-6-16/3	Cord set for high bays; 277V NEMA L7-15P; twist lock plug; 6' SJTOW cable; 16/3 wire	843654140162	DVU-44
	/L615P6	KT-CS-L615P-6-16/3	Cord set for high bays; 250V NEMA L6-15P; twist lock plug; 6' SJTOW cable; 16/3 wire	843654140179	LCW-66
	/L515P6	KT-CS-L515P-6-16/3	Cord set for high bays; 250V NEMA L5-15P; twist lock plug; 6' SJTOW cable; 16/3 wire	843654140186	POC-82
	/NP10	KT-CS-NP-10-16/3	Cord for high bays; no plug; inners 1/2" strip on both ends; 10' SJTOW cable; 16/3 wire	843654140193	YOH-90
	/NP6	KT-CS-NP-6-16/3	Cord for high bays; no plug; inners 1/2" strip on both ends; 6' SJTOW cable; 16/3 wire	843654140216	HUB-73
	/NP15	KT-CS-NP-15-16/3	Cord for high bays; no plug; inners 1/2" strip on both ends; 15' SJTOW cable; 16/3 wire	843654140209	EYD-18



Cord Sets

* FOR FACTORY INSTALLATION OF ACCESSORY, ADD SUFFIX TO FIXTURE PART NUMBER (SEE ORDERING EXAMPLES AND INSTRUCTIONS ON LAST PAGE OF SPEC SHEET).
NOTE: FOR CORD SETS NOT LISTED HERE, PLEASE CONTACT YOUR KEYSTONE SALES REP.

(Accessories continued on next page)



KT-VTLED75PS-4A-8CSA-VDIM

LED VAPORTIGHT FIXTURE

ACCESSORIES (continued)

EMERGENCY BACKUP

Factory-Installable OR Field-Installable (field-installable purchased separately)

✓	SUFFIX*	CATALOG NUMBER	DESCRIPTION	UPC	EASY CODE
	/EM5	KT-EMRG-LED-5C-500	5W, 500 lumen Smart Safe emergency backup	843654103099	JTR-48
	/EM12	KT-EMRG-LED-12C-1200	12W, 1200 lumen Smart Safe emergency backup	843654103112	OJQ-32
	/EM20	KT-EMRG-LED-20SD-2000-EN /D	20W, 2000 lumen Smart Safe emergency backup with dual flex cables; Self-diagnostic	843654103143	BZU-19



* FOR FACTORY INSTALLATION OF ACCESSORY, ADD SUFFIX TO FIXTURE PART NUMBER (SEE ORDERING EXAMPLES AND INSTRUCTIONS ON LAST PAGE OF SPEC SHEET).
 † FACTORY INSTALLATION OF EMERGENCY BACKUP UNITS WILL AUTOMATICALLY INCLUDE ANY RELEVANT MOUNTING BRACKET.

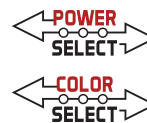
MOUNTS AND BRACKETS

Field-Installable / Field-Use ONLY (purchased separately)

CATALOG NUMBER	DESCRIPTION	UPC	EASY CODE
KT-VTLED-45SM-1-KIT	45° steel surface mount kit for all Keystone vapor tight fixtures	843654123455	JDN-49
KT-VTLED-TPSCREW-KIT	Screws for tamper-proofing vapor tight fixtures. Includes 14 screws	NA	NA



(Accessories continued on next page)



KT-VTLED75PS-4A-8CSA-VDIM

LED VAPORTIGHT FIXTURE

ORDERING INFORMATION

Order Code	Pack Quantity	Easy Code	UPC
KT-VTLED75PS-4A-8CSA-VDIM	1	BTM-22	843654134468

CATALOG NUMBER BREAKDOWN

KT-VTLED75PS-4A-8CSA-VDIM

1	2	3	4	5	6	7	8	9	10	11						
1 Keystone Technologies	2 LED Vaportight Fixture	3 Wattage	4 Power Select	5 4' Nominal Length	6 Lamp Type	7 80 CRI	8 Color Temperature	9 Color Select Designation	10 0–10V Dimming	11 Additional Options						
								9 Color Select Designation <table border="1"> <tr> <td>A</td> <td>3500K, 4000K, 5000K</td> </tr> </table>	A	3500K, 4000K, 5000K	11 Additional Options <table border="1"> <tr> <td></td> <td>No Option</td> </tr> <tr> <td>/MW3</td> <td>Microwave Occupancy Sensor Installed</td> </tr> </table>			No Option	/MW3	Microwave Occupancy Sensor Installed
A	3500K, 4000K, 5000K															
	No Option															
/MW3	Microwave Occupancy Sensor Installed															

ORDERING EXAMPLES

FIXTURE WITH MULTIPLE FACTORY-INSTALLED ACCESSORIES*

KT-VTLED75PS-4A-8CSA-VDIM/MW3/NP10/EM5/TPSCREW

FIXTURE WITH MULTIPLE FACTORY-INSTALLED ACCESSORIES*

KT-VTLED75PS-4A-8CSA-VDIM/MW3/EM5/TPSCREW

FIXTURE WITH TWO FACTORY-INSTALLED ACCESSORIES*

KT-VTLED75PS-4A-8CSA-VDIM/MW3/NP10

FIXTURE WITH SINGLE FACTORY-INSTALLED ACCESSORY

KT-VTLED75PS-4A-8CSA-VDIM/MW3

FIXTURE WITH NO FACTORY-INSTALLED ACCESSORIES

KT-VTLED75PS-4A-8CSA-VDIM

KEYSTONE FIXTURE	
CATALOG NUMBER	KT-VTLED75PS-4a-8CSA-VDIM
SENSORS	
<input checked="" type="checkbox"/> SUFFIX	CATALOG NUMBER
<input checked="" type="checkbox"/> /MW3	KTS-MW3-UV-KO-K2
CORD SETS	
<input checked="" type="checkbox"/> SUFFIX	CATALOG NUMBER
<input checked="" type="checkbox"/> /NP10	KT-CS-NP-10-16/3
EMERGENCY BACKUP	
<input checked="" type="checkbox"/> SUFFIX	CATALOG NUMBER
<input checked="" type="checkbox"/> /EM5	KT-EMRG-LED-5C-500
MOUNTS AND BRACKETS	
<input checked="" type="checkbox"/> SUFFIX	CATALOG NUMBER
<input checked="" type="checkbox"/> /TPSCREW	KT-VTLED-TPSCREW-KIT

* WHEN ORDERING MORE THAN ONE FACTORY-INSTALLED ACCESSORY, USE MULTIPLE SUFFIXES AS SHOWN IN THE ORDERING EXAMPLES ABOVE.
 NOTE: ALL ACCESSORIES CAN ALSO BE ORDERED SEPARATELY FOR FIELD INSTALLATION USING JUST THEIR REGULAR CATALOG NUMBER, UPC, OR EASY CODE.