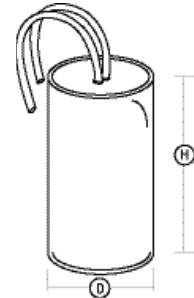


ProLume. High Pressure Sodium Ballast Specifications

PN# 55118

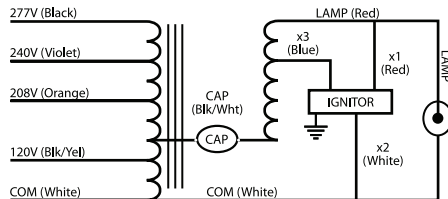
BALLAST SPECIFICATIONS				
Input Volts	120V	208V	240V	277V
Frequency	60Hz			
Circuit Type	CWA			
Input Power	240W			
Starting Current	1.6A	1.0A	0.8A	0.7A
Operating Current	2.1A	1.2A	1.1A	0.9A
Open Circuit Current	1.0A	0.6A	0.5A	0.4A
Recommended Fuse	6A	4A	3A	3A
Open Circuit Volts	178V			
Short Circuit Current (Input)	0.8-1.6A	0.5-1.5A	0.4-1.2A	0.3-0.9A
Short Circuit Current (Secondary)	2.4-3.6A			
Insulation System	Class N, 200°C			
UL 1029 Bench Top Rise Code	A	A	A	A
Min. Starting Temp	-40°F / -40°C			

CAPACITOR



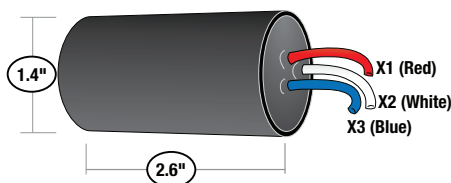
Diameter: 1.78"
Height: 4.61"
Cap.: 28µF
Minimum Volts: 250V
Case Max. Temp.: 100°C

WIRING DIAGRAM

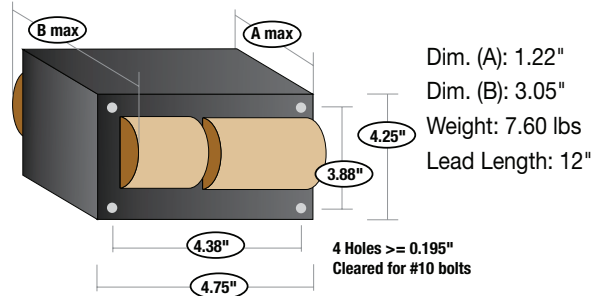


Cap unused leads with wire nuts.

IGNITOR



BALLAST DIMENSIONS



Actual performance can vary depending on operating conditions. Specifications are subject to change without notice. All specifications are nominal unless otherwise noted.

PN# 55118

